

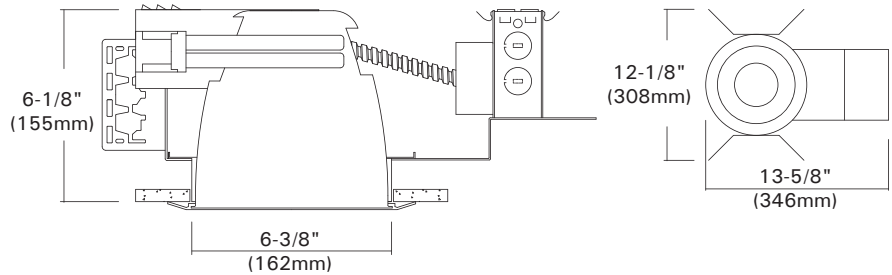
DLF-616

6" Horizontal Architectural Frame-in-kit For

(1) DTT/TTT or (2) DTT Lamps

| | | |
|-------------|--|------|
| Catalog # | | Type |
| Project | | Date |
| Prepared by | | |

FLUORESCENT



DESCRIPTION

The DLF-616 is a 6" aperture Architectural frame-in kit for (1) or (2) horizontal CFL lamps, for wide beam area and task lighting. The DLF-616 offers a wide beam area choice of trim types including reflector, lensed and wall wash trims.

DESIGN FEATURES

Ceiling Cut-out : 6-1/2"
Lamp, Max, Watt. : (1)42W or (2)26W

Mounting Frame

- 20-gauge CRS mounting ring, black-painted. 1-5/8" deep collar may use for various thickness of ceiling materials.

Junction Box

- Listed for through branch circuit wiring. (Max. 8 No 12 AWG 90°C branch circuit conductors.
- (5) 1/2" knockouts with true pry-out slots and (4) knockouts with Romex cable clamp.
- Ground wire provided on J-box.

Reflector

- Anodized clear, haze, gold, champagne, pewter color finished full reflectors. And anodized reflectors with black or white milled groove baffle collar.

Trim Ring

- White plastic ring or plated chrome, satin nickel, polished brass, natural steel color ring.

Socket

- G24Q/GX24Q socket for use 4 pin DTT, TTT lamps.

Socket Housing

- Installed (4 pin) thermoplastic lampholders in stamped galvanized steel housing attached on the reflector top.

Mounting Channel Bracket

- Commercial mounting kit provided up to 5" vertical adjustment, which accommodates 1/2" EMT conduit, optional HB-24 or HBC-24 bar hanger or lathing channels for T-bar grid or concealed spline ceiling.

Lamp

- Compact Fluorescent lamps.
 - * DTT-Double twin tube (Quad/CFQ)
 - (1) or (2) 13W DTT (4 pin)
 - (1) or (2) 18W DTT (4 pin)
 - (1) or (2) 26W DTT (4 pin)
 - * TTT-Triple Twin Tube (CFTR)
 - (1) 26W TTT (4 pin)
 - (1) 32W TTT (4 pin)
 - (1) 42W TTT (4 pin)

Ballast

- Class P Thermally protected by internal fuse (3 amp fast blow), Multi-volt electronic ballast or thermal cut-out switch in magnetic ballast.
- High Power Factor Multi-volt Electronic ballasts for 4 pin type compact fluorescent lamps mounted on J-box door for easy access from inside of fixture.

Listing

- UL, c-UL listed for damp location.
- UL, c-UL listed for feed through.

Optional "Quick Connect" Push-in wire connectors.

- Three "Quick Connectors"
- Pre-installed push-in wire connectors for fast and easy wiring.

| Housing | Ballast | Lamp(s) Watt. | Option |
|---------|--|---|--|
| DLF-616 | -N : 120V NPF Magnetic -H : 120V HPF Magnetic -NE : 120V NPF Electronic -HE : 120V HPF Electronic | -E : 120V/277V HPF Electronic 113 : (1)13W 142 : (1)42W 118 : (1)18W 213 : (2)13W 126 : (1)26W 218 : (2)18W 132 : (1)32W 226 : (2)26W | -EM : Emergency w/ Remote Test Switch -C : Quick Connectors |

Example : DLF-616-E226

Trims

6" Horizontal Compact Fluorescent Trims For

DLF-616, DLF-616R, DLF-626, ICF-626AT

| | | |
|-------------|--|------|
| Catalog # | | Type |
| Project | | Date |
| Prepared by | | |

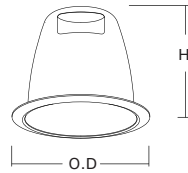
FLUORESCENT

TM-39R/TM-39RF TM-39RL

Specular Open Reflector
2x26W DTT, 1x42W TTT

White Plastic Trim Ring
O.D : 7-7/8"
Height : 6-1/4"

*Symbol (RF) is for Self-flange



TM-30B TM-30BL

Baffle w/ Reflector
2x26W DTT, 1x42W TTT

White Plastic Trim Ring
O.D : 7-7/8"
Height : 6-1/4"



TM-31

Wall Wash w/ Kick-off Plate
2x26W DTT, 1x42W TTT


White Plastic Trim Ring
O.D : 7-7/8"
Height : 6-1/4"



TM-36B TM-36BL

Baffle w/ Fresnel Lens
2x26W DTT, 1x42W TTT

White Plastic Trim Ring
O.D : 7-7/8"
Height : 6-1/4"



TM-36R TM-36RL

Reflector w/ Fresnel Lens
2x26W DTT, 1x42W TTT


White Plastic Trim Ring
O.D : 7-7/8"
Height : 6-1/4"



TM-38 TM-38L

Reflector w/ Frosted Drop Lens
2x26W DTT, 1x42W TTT

White Metal Trim Ring
O.D : 7-7/8"
Height : 6-1/4"



TM-38S TM-38SL

Reflector w/ Frosted 3.5" Center Drop Lens
2x26W DTT, 1x42W TTT

White Metal Trim Ring
O.D : 7-7/8"
Height : 6-1/4"



TM-359 TM-359L

Reflector w/ Cross Louver Blade
2x26W DTT, 1x42W TTT

White Plastic Trim Ring
O.D : 7-7/8"
Height : 6-1/4"



TM-354 TM-354L

Reflector w/ Wall Wash
2x26W DTT, 1x42W TTT

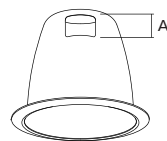
White Plastic Trim Ring
O.D : 7-7/8"
Height : 6-1/4"



TM-39R-1 (One Lamp)

Specular Open Reflector
1x26W DTT, 1x42W TTT

White Plastic Trim Ring
O.D : 7-7/8"
Height : 6-1/4"
Aperture : 2-1/8"x2-1/8"



- ◆ White plastic ring standard. Also available with metal rings.
- ◆ All trims are damp location, Lens trims are wet location listed.
- ◆ Symbol "L" is for 5-3/16" Shallow reflectors.

ORDERING INFORMATION

Choose the catalog / finish codes that best suit your needs and enter it on the appropriate line.

| TRIM MODEL | REFLECTOR | LENS | BAFFLE | METAL RING |
|------------|--------------------|----------------------|--------------------|--------------------|
| | CL :Clear | FR :Fresnel | WH :White | WH :White |
| | WH :White | AS :All Sanded | BK :Black | BK :Black |
| | GD :Gold | CL :Clear | SN :Satin Nickel | SN :Satin Nickel |
| | MA :Matte Platinum | CV :Convex Prismatic | AN :Antique Nickel | AN :Antique Nickel |
| | CP :Champagne | AL :Albalite | AC :Antique Copper | AC :Antique Copper |
| | PR :Pewter | | MO :Mocha | MO :Mocha |
| | HC :Haze Clear | | CA :Cappuccino | CA :Cappuccino |
| | | | CH :Chrome | CH :Chrome |
| | | | UN :Natural Steel | UN :Natural Steel |
| | | | PB :Polished Brass | PB :Polished Brass |

Examples:

TM-39R-HC-WP = Haze Clear Reflector

TM-30B-BK-WP = Black Baffle w/Clear Reflector